

1825006-3 ✓ ACTIVE

[Alcoswitch](#) | [Alcoswitch DIP](#), [Alcoswitch DIP GDS](#)

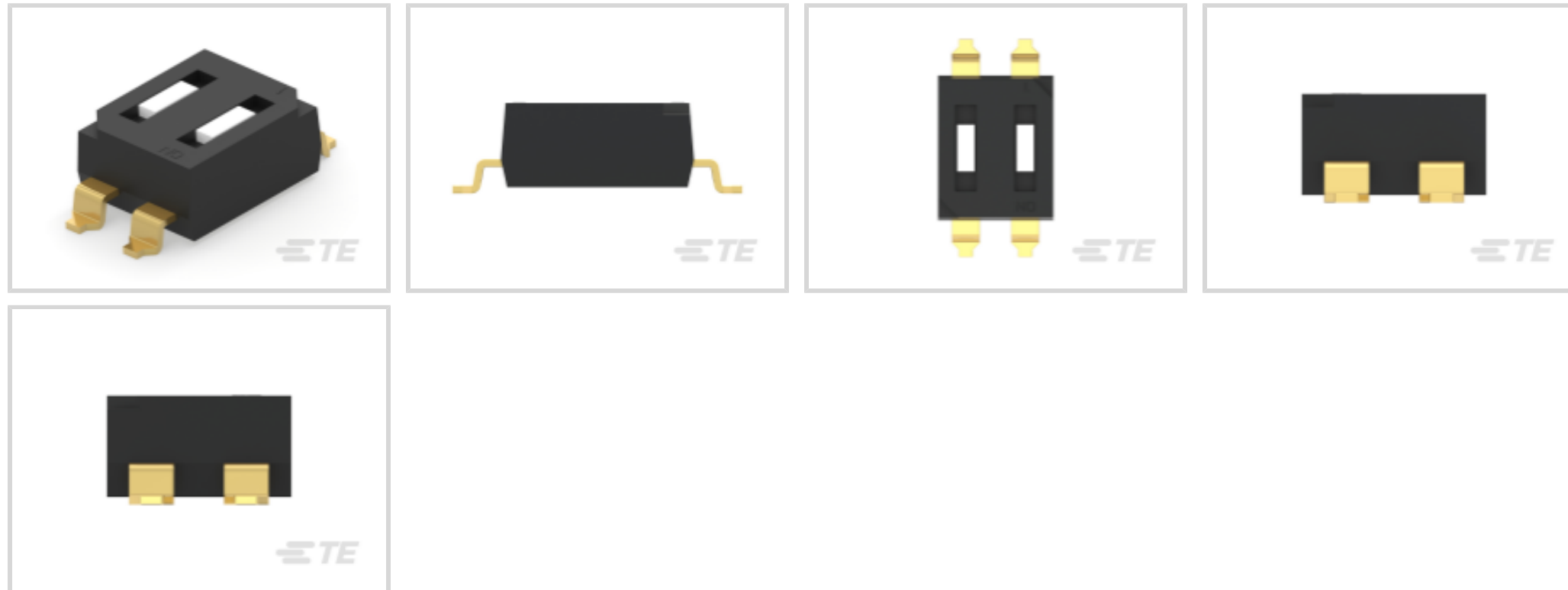
TE Internal #: 1825006-3

DIP & SIP Switches, Switch, Gold, Black Housing, Polyphenylene Sulfide (PPS), Auto-Insertable, Sealed, 2 Switch, -30 – 85 °C, DIP, Alcoswitch DIP

[View on TE.com >](#)



Relays, Contactors & Switches > Switches > DIP & SIP Switches



DIP & SIP Switch Product Type: **Switch**

DIP & SIP Switch Contact Mating Area Plating Material: **Gold**

DIP & SIP Switch Housing Color: **Black**

DIP & SIP Switch Housing Material: **Polyphenylene Sulfide (PPS)**

Auto-Insertable: **Yes**

Features

Product Type Features

DIP & SIP Switch Product Type	Switch
Sealed DIP & SIP Switch	Yes
DIP & SIP Switch Type	DIP
Actuator Style	Slide

Configuration Features

Number of Positions	2
Number of Switches	2
Configuration (Pole-Throw)	Single Pole - Single Throw

Electrical Characteristics

DIP & SIP Switch Voltage Rating	50 VDC
---------------------------------	--------

Body Features

Seal Type	Tape
Actuator Color	White

Contact Features

Solder Tail Contact Plating	Gold over Nickel
	10 µin
DIP & SIP Switch Contact Mating Area Plating Material	Gold
Auto-Insertable	Yes
DIP & SIP Switch Contact Current Rating	.1 A
Contact Base Material	Copper Alloy

Termination Features

Termination Style	Outside L
Termination Post Length	4.3 mm[.169 in]

Mechanical Attachment

Mounting Angle	Vertical
DIP & SIP Switch Mounting Type	Surface Mount

Housing Features

Low Profile	Yes
DIP & SIP Switch Housing Color	Black
DIP & SIP Switch Housing Material	Polyphenylene Sulfide (PPS)
DIP & SIP Switch Centerline	2.54 mm[.1 in]

Dimensions

Height	2.7 mm[.106 in]
Length	4.93 mm[.194 in]

Usage Conditions

Operating Temperature Range	-30 – 85 °C
-----------------------------	-------------

Industry Standards

UL Flammability Rating	UL 94V-0
------------------------	----------

Packaging Features

Packaging Method	Tube
Packaging Quantity	90

Product Compliance

For compliance documentation, visit the product page on [TE.com](#)>

EU RoHS Directive 2011/65/EU	Compliant
------------------------------	-----------











EU ELV Directive 2000/53/EC	Compliant
China RoHS 2 Directive MIIT Order No 32, 2016	No Restricted Materials Above Threshold
EU REACH Regulation (EC) No. 1907/2006	Current ECHA Candidate List: JUNE 2022 (224) Candidate List Declared Against: JAN 2022 (223) Does not contain REACH SVHC
Halogen Content	Low Halogen - Br, Cl, F, I < 900 ppm per homogenous material. Also BFR/CFR/PVC Free
Solder Process Capability	Wave solder capable to 265°C

Product Compliance Disclaimer

This information is provided based on reasonable inquiry of our suppliers and represents our current actual knowledge based on the information they provided. This information is subject to change. The part numbers that TE has identified as EU RoHS compliant have a maximum concentration of 0.1% by weight in homogenous materials for lead, hexavalent chromium, mercury, PBB, PBDE, DBP, BBP, DEHP, DIBP, and 0.01% for cadmium, or qualify for an exemption to these limits as defined in the Annexes of Directive 2011/65/EU (RoHS2). Finished electrical and electronic equipment products will be CE marked as required by Directive 2011/65/EU. Components may not be CE marked. Additionally, the part numbers that TE has identified as EU ELV compliant have a maximum concentration of 0.1% by weight in homogenous materials for lead, hexavalent chromium, and mercury, and 0.01% for cadmium, or qualify for an exemption to these limits as defined in the Annexes of Directive 2000/53/EC (ELV). Regarding the REACH Regulation, the information TE provides on SVHC in articles for this part number is based on the latest European Chemicals Agency (ECHA) 'Guidance on requirements for substances in articles' posted at this URL: <https://echa.europa.eu/guidance-documents/guidance-on-reach>

Compatible Parts

 <p>TE Part # 1825006-8 GDS04STR04=DIP SW,SLIDE,SMT,TR</p>	 <p>TE Part # 1825006-7 GDS04S04=DIP SW,SLIDE,SMT</p>	 <p>TE Part # 1-1825006-1 GDS06S04=DIP SW,SLIDE,SMT</p>	 <p>TE Part # 1-1825006-3 GDS0804=DIP SW,SLIDE,THRU/HL</p>
 <p>TE Part # 1-1825006-5 GDS08S04=DIP SW,SLIDE,SMT</p>	 <p>TE Part # 1-1825006-7 GDS1004=DIP SW,SLIDE,THRU/HL</p>	 <p>TE Part # 1-1825006-2 GDS06STR04=DIP SW,SLIDE,SMT,TR</p>	 <p>TE Part # 1825006-4 GDS02STR04=DIP SW,SLIDE,SMT,TR</p>



TE Part # 1-1825006-6
GDS08STR04=DIP SW,SLIDE,SMT,TR



TE Part # 1-1825006-9
GDS10S04=DIP SW,SLIDE,SMT



TE Part # 1825006-5
GDS0404=DIP SW,SLIDE,THRU/HL



TE Part # 1825006-9
GDS0604=DIP SW,SLIDE,THRU/HL




TE Part # 1825006-1
GDS0204=DIP SW,SLIDE,THRU/HL


Also in the Series | Alcoswitch DIP



DIP & SIP Switches(291)



Rotary Switches(25)



Switch Seals & Accessories(1)

Also in the Series | Alcoswitch DIP GDS



DIP & SIP Switches(15)

Documents

Product Drawings

GDS02S04=DIP SW,SLIDE,SMT

English

CAD Files

Customer View Model



[ENG_CVM_CVM_1825006-3_O.2d_dxf.zip](#)

English

[3D PDF](#)

3D

Customer View Model

[ENG_CVM_CVM_1825006-3_O.3d_igs.zip](#)

English

Customer View Model

[ENG_CVM_CVM_1825006-3_O.3d_stp.zip](#)

English

By downloading the CAD file I accept and agree to the [Terms and Conditions](#) of use.

Datasheets & Catalog Pages

[SWITCHES_CORE_PROGRAM_CATALOG](#)

English

Product Environmental Compliance

[MD_1825006-3_0413201775_dmtec](#)

English

[MD_1825006-3_0413201775_dmtec](#)

English